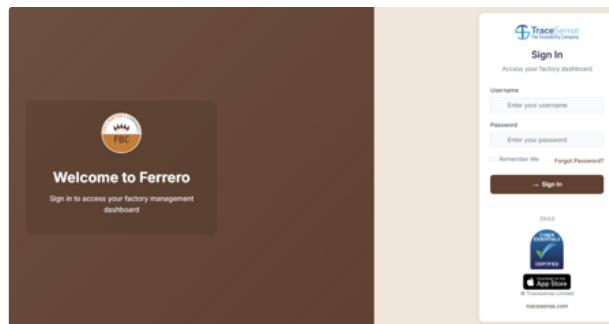
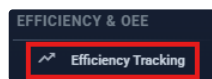


HOW TO ACCESS CENTRE LINE DATA

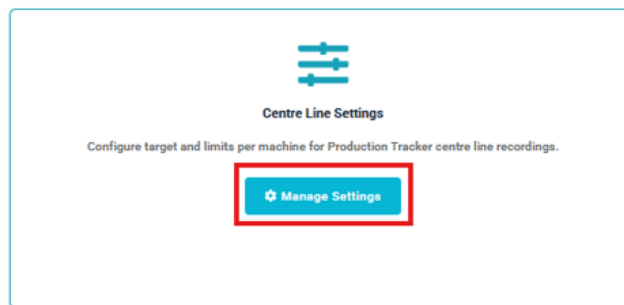
Login to the portal via <https://ferrero.tracesense.com/en-gb/>




Once logged in, Select Efficiency Tracking from left hand side of the page.



Select the centre line settings (Manage settings).



Select Analyse recordings & set targets from top right hand side of the page.



Now apply appropriate filters and select export to excel where all data will show.



